

Microfilm No. 559907
7 Day Sept 20 16
At 10:21 O'Clock A.M
ABBIE MACE
FREMONT CO RECORDER
Fee \$ 0 Deputy
Recorded at Request of
Fremont County Commissioners

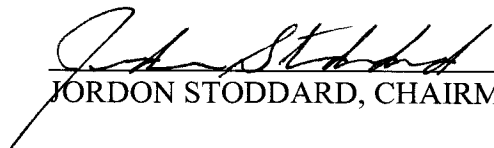
RESOLUTION NO. 2016- 24

A RESOLUTION ESTABLISHING THE BUDGET FOR FISCAL YEAR 2016-2017
FOR FREMONT COUNTY AMBULANCE DISTRICT, IDAHO.


BE IT HEREBY RESOLVED BY THE BOARD OF COUNTY COMMISSIONERS OF
FREMONT COUNTY AMBULANCE DISTRICT, IDAHO AS FOLLOWS:



The budget for fiscal year 2016-2017 as presented on September 6, 2016, by the Fremont
County Budget Officer, Abbie Mace, with appropriations to each office, department, service,
agency or institution of Fremont County, and as published in the Standard Journal newspaper on
August 19, 2016, be, and hereby is adopted as published.

PASSED BY THE BOARD OF COUNTY COMMISSIONERS OF FREMONT
COUNTY AMBULANCE DISTRICT, IDAHO, this 6th day of September, 2016.


JORDON STODDARD, CHAIRMAN

Attest:


ABBIE MACE, CLERK



Fremont County Budget Year 2016-2017 Notice of Public Hearing
 PUBLIC NOTICE IS HEREBY GIVEN, THAT THE BOARD OF COUNTY COMMISSIONERS OF FREMONT COUNTY, IDAHO WILL MEET ON THE FIRST TUESDAY OF SEPTEMBER, (SEPTEMBER 6, 2016) AT THE HOUR OF 10:10 A.M. IN THE COMMISSIONERS OFFICE, IN THE FREMONT COUNTY COURTHOUSE, ST. ANTHONY, IDAHO FOR THE PURPOSE OF CONSIDERING AND FIXING A FINAL BUDGET AND MAKING APPROPRIATIONS TO EACH OFFICE, DEPARTMENT, SERVICE AGENCY OR INSTITUTION AND FUND FOR THE CURRENT FISCAL YEAR AT WHICH TIME ANY TAXPAYER MAY APPEAR AND BE HEARD UPON ANY PART OR PARTS OF SAID BUDGET; AND THAT THE FOLLOWING TABLE SETS FORTH THE AMOUNT TO BE APPROPRIATED TO EACH DEPARTMENT FOR THE NEXT FISCAL YEAR, TOGETHER WITH THE AMOUNTS EXPENDED FOR "SALARIES", "BENEFITS" AND "OTHER EXPENSES" DURING EACH OF THE TWO PREVIOUS FISCAL YEARS BY THE SAID DEPARTMENT, TO-WIT:
 THE PUBLIC HEARING FOR THE AMBULANCE DISTRICT WILL BE IMMEDIATELY FOLLOWING THE HEARING FOR THE COUNTY FUNDS.

	ACTUAL EXPENDITURES				BUDGETED EXPENDITURES											
	FISCAL YEAR ENDING 9/30/2014		FISCAL YEAR ENDING 9/30/2015		CURRENT BUDGET FY ENDING 9/30/2016		TENTATIVE BUDGET FY ENDING 9/30/2017									
	SALARIES	BENEFITS	OTHER	TOTAL	SALARIES	BENEFITS	OTHER	TOTAL								
GENERAL FUND (CURRENT EXPENSE)																
CLERK / AUDITOR	205,736.88	0.00	13,139.00	218,875.88	206,271.48	0.00	11,054.20	217,325.68	219,288.00	0.00	18,760.00	238,048.00	228,838.00	0.00	18,760.00	247,598.00
ASSESSOR	222,620.52	0.00	4,198.74	226,819.26	229,907.41	0.00	10,005.65	239,913.06	248,399.00	0.00	17,880.00	266,279.00	250,312.00	0.00	17,880.00	268,192.00
TREASURER / TAX COLLECTOR	128,578.35	0.00	24,782.07	153,360.42	151,993.16	0.00	23,878.33	175,871.49	147,802.00	0.00	38,750.00	184,552.00	154,848.00	0.00	39,900.00	194,748.00
COMMISSIONERS	108,929.88	0.00	49,828.45	158,758.33	107,943.68	0.00	43,145.44	151,089.12	113,088.00	0.00	77,300.00	190,388.00	116,461.00	0.00	77,300.00	193,761.00
CORONER	10,960.02	0.00	7,161.00	18,121.02	12,014.70	0.00	12,822.21	24,936.91	13,892.00	0.00	14,800.00	28,692.00	15,098.00	0.00	14,800.00	29,898.00
VETERANS SERVICES	0.00	0.00	0.00	0.00	0.00	0.00	0.00	0.00	0.00	0.00	0.00	0.00	0.00	0.00	2,000.00	9,981.00
BUILDING AND GROUNDS	34,473.82	0.00	140,855.41	175,329.23	35,773.92	0.00	178,155.25	213,929.17	48,833.00	0.00	301,519.00	350,152.00	33,225.00	0.00	320,857.00	353,882.00
EMERGENCY MANAGEMENT	40,840.02	0.00	14,770.57	55,610.59	42,458.98	0.00	15,860.46	58,319.44	44,977.00	0.00	55,800.00	100,777.00	47,609.00	0.00	31,300.00	78,909.00
COUNTY AGENT	48,746.13	0.00	12,116.88	60,863.01	48,255.87	0.00	13,218.87	61,474.74	54,163.00	0.00	40,100.00	94,263.00	59,381.00	0.00	18,500.00	78,881.00
INFORMATION TECHNOLOGY	105,607.08	0.00	185,637.89	291,244.95	146,845.91	0.00	163,127.85	310,973.59	160,303.00	0.00	172,475.00	332,778.00	172,035.00	0.00	181,775.00	353,810.00
ELECTIONS	38,571.00	0.00	38,070.77	76,641.77	40,038.98	0.00	22,113.93	62,152.89	43,240.00	0.00	128,820.00	172,660.00	45,825.00	0.00	137,115.00	182,740.00
GENERAL	6,885.99	528,354.90	282,901.73	798,122.62	7,147.87	556,040.78	258,612.81	819,801.24	11,390.00	790,800.00	557,378.00	1,358,538.00	4,000.00	831,200.00	547,100.00	1,382,300.00
PLANNING AND BUILDING	181,758.75	0.00	25,782.85	207,541.60	233,567.88	0.00	49,373.63	282,941.51	230,300.00	0.00	108,500.00	338,800.00	254,430.00	0.00	150,900.00	405,230.00
GENERAL FUND (CURRENT EXPENSE)	1,198,890.87	528,354.90	799,887.92	2,524,033.89	1,242,017.72	556,040.78	799,266.43	2,597,324.81	1,335,225.00	790,800.00	1,530,080.00	3,656,105.00	1,389,450.00	831,200.00	1,558,887.00	3,778,537.00
ROAD AND BRIDGE	883,951.81	508,890.18	2,190,350.25	3,583,282.02	911,317.53	516,873.96	2,444,188.21	3,872,179.70	890,183.00	648,300.00	3,405,000.00	5,034,383.00	1,031,548.00	682,400.00	2,788,000.00	4,481,948.00
DISTRICT COURT	253,752.87	125,844.78	514,000.72	893,598.37	288,302.08	140,811.29	561,888.85	971,000.20	285,028.00	172,760.00	711,116.00	1,168,804.00	284,102.00	178,350.00	601,830.00	1,064,082.00
FAIR, COUNTY & STATE	6,180.00	543.21	19,358.95	26,082.16	8,018.58	747.47	34,778.33	43,544.38	13,500.00	3,170.00	32,570.00	49,240.00	13,905.00	3,205.00	38,570.00	55,680.00
JUSTICE FUND																
PROSECUTING ATTORNEY	197,739.54	84,982.03	11,799.22	294,520.79	220,880.83	112,164.04	8,888.84	342,933.51	231,838.00	128,574.00	19,250.00	378,460.00	244,891.00	135,350.00	17,250.00	387,491.00
SHERIFF	1,083,786.38	522,047.82	468,844.35	2,072,488.63	1,109,703.70	570,209.68	428,285.90	2,108,178.98	1,159,528.00	735,310.00	512,877.00	2,407,515.00	1,274,022.00	787,700.00	510,900.00	2,582,822.00
FOREST SERVICE AGREEMENT	77,610.25	37,007.32	28,721.65	143,339.22	113,878.80	62,783.73	32,145.88	208,788.21	138,081.00	62,830.00	44,000.00	274,891.00	144,668.00	106,804.00	104,100.00	355,570.00
JAIL	408,511.33	184,274.57	117,815.89	708,401.79	408,788.53	180,389.08	147,015.34	736,182.65	434,218.00	275,872.00	182,300.00	892,380.00	448,848.00	286,520.00	202,500.00	937,969.00
GENERAL FUND	0.00	0.00	0.00	0.00	0.00	0.00	4,511.00	4,511.00	0.00	0.00	75,000.00	75,000.00	0.00	0.00	100,000.00	100,000.00
JUSTICE FUND	1,785,657.48	828,321.84	622,781.11	3,216,760.43	1,853,231.86	925,508.51	619,808.28	3,398,544.83	1,863,443.00	1,232,388.00	833,227.00	4,028,058.00	2,112,528.00	1,328,374.00	934,750.00	4,373,852.00
HEALTH DISTRICT	0.00	0.00	82,035.00	82,035.00	0.00	0.00	84,538.00	84,538.00	0.00	0.00	85,000.00	85,000.00	0.00	0.00	87,000.00	87,000.00
ELECTION CONSOLIDATION	0.00	0.00	59,803.12	59,803.12	0.00	0.00	60,837.12	60,837.12	0.00	0.00	114,487.00	114,487.00	0.00	0.00	89,357.00	89,357.00
SOCIAL SERVICES	27,289.08	8,073.02	101,037.67	136,379.75	35,808.98	18,777.34	51,439.71	106,028.01	37,830.00	28,788.00	168,850.00	268,478.00	39,978.00	23,162.00	382,850.00	425,990.00
JUNIOR COLLEGE TUITION	0.00	0.00	28,478.00	28,478.00	0.00	0.00	28,000.00	28,000.00	0.00	0.00	50,000.00	50,000.00	0.00	0.00	50,000.00	50,000.00
PARKS AND RECREATION	114,830.04	54,829.23	41,280.04	210,739.31	119,181.12	58,282.52	52,065.76	227,509.40	123,719.00	88,198.00	77,100.00	289,015.00	127,430.00	71,298.00	84,850.00	283,378.00
REVALUATION	147,728.32	85,465.00	57,245.32	290,440.24	153,788.98	94,294.17	82,890.73	310,773.88	181,943.00	108,400.00	91,400.00	381,743.00	170,177.00	115,450.00	76,100.00	381,727.00
SENIOR CITIZENS	27,018.04	2,841.00	43,811.41	73,670.45	27,270.36	2,839.43	24,351.17	54,280.98	29,584.00	4,400.00	53,300.00	87,294.00	30,482.00	4,500.00	59,300.00	93,282.00
SOLID WASTE	270,050.82	182,918.44	1,981,558.63	2,414,528.89	281,131.44	158,187.43	703,847.80	1,143,148.77	347,172.00	238,024.00	2,858,312.00	3,543,508.00	380,383.00	241,084.00	3,308,944.00	3,909,291.00
TORT	0.00	0.00	211,232.54	211,232.54	0.00	0.00	218,615.12	218,615.12	0.00	0.00	238,000.00	238,000.00	0.00	0.00	240,000.00	240,000.00
VETERANS MEMORIAL	0.00	0.00	9,057.40	9,057.40	0.00	0.00	8,930.93	8,930.93	0.00	0.00	9,000.00	9,000.00	0.00	0.00	9,000.00	9,000.00
WEEDS	220,040.78	80,005.35	77,237.83	377,284.04	239,437.88	59,001.43	81,015.75	379,455.06	243,888.00	128,098.00	100,591.00	472,555.00	280,481.00	135,098.00	113,822.00	528,581.00
NOXIOUS WEEDS	0.00	0.00	129,827.04	129,827.04	0.00	0.00	151,424.45	151,424.45	0.00	0.00	288,392.00	288,392.00	0.00	0.00	328,582.00	328,582.00
BRIDGE, SPECIAL	0.00	0.00	228,748.05	228,748.05	0.00	0.00	489,311.13	489,311.13	0.00	0.00	1,105,000.00	1,105,000.00	0.00	0.00	1,160,000.00	1,160,000.00
ROAD, SPECIAL	0.00	0.00	27,924.48	27,924.48	0.00	0.00	11,154.04	11,154.04	0.00	0.00	522,350.00	522,350.00	0.00	0.00	692,350.00	692,350.00
SNOWMOBILE	42,595.60	4,165.71	223,438.48	270,197.80	39,418.71	3,800.80	188,941.31	232,158.82	73,738.00	10,200.00	359,212.00	443,150.00	80,000.00	11,000.00	347,830.00	438,630.00
WATERWAYS	5,845.60	587.58	47,184.81	53,597.77	3,284.72	343.92	55,977.13	59,815.77	8,895.00	940.00	75,911.00	83,546.00	6,895.00	950.00	78,659.00	84,304.00
PILT	0.00	0.00	454,015.00	454,015.00	0.00	0.00	0.00	0.00	0.00	0.00	464,737.00	464,737.00	0.00	0.00	740,819.00	740,819.00
LANDFILL FINANCIAL ASSURANCE	0.00	0.00	12,418.95	12,418.95	0.00	0.00	26,920.00	26,920.00	0.00	0.00	1,547,581.00	1,547,581.00	0.00	0.00	1,870,681.00	1,870,681.00
E 911	0.00	0.00	179,182.48	179,182.48	0.00	0.00	114,824.12	114,824.12	0.00	0.00	389,436.00	389,436.00	0.00	0.00	370,705.00	370,705.00
JUDGMENT	0.00	0.00	0.00	0.00	0.00	0.00	0.00	0.00	0.00	0.00	9,234.00	9,234.00	0.00	0.00	0.00	0.00
SEARCH AND RESCUE	0.00	0.00	0.00	0.00	0.00	0.00	0.00	0.00	0.00	0.00	0.00	0.00	0.00	0.00	43,000.00	43,000.00
GOLF COURSE	0.00	0.00	84,715.08	84,715.08	0.00	0.00	85,999.29	85,999.29	0.00	0.00	103,817.00	103,817.00	0.00	0.00	108,250.00	108,250.00
FIVE COUNTY DETENTION	1,173,788.78	529,197.53	718,019.52	2,421,005.84	1,112,116.82	481,336.72	682,282.71	2,286,718.35	1,288,811.00	768,310.00	1,492,480.00	3,555,411.00	881,131.00	587,218.00	1,137,038.00	2,705,388.00
AMBULANCE DISTRICT	308,384.28	85,928.94	183,294.41	577,607.63	330,037.97	59,300.03	184,229.21	553,567.21	331,087.00	105,868.00	828,518.00	1,285,287.00	491,473.00	144,284.00	728,987.00	1,384,734.00
MACKS LID	0.00															